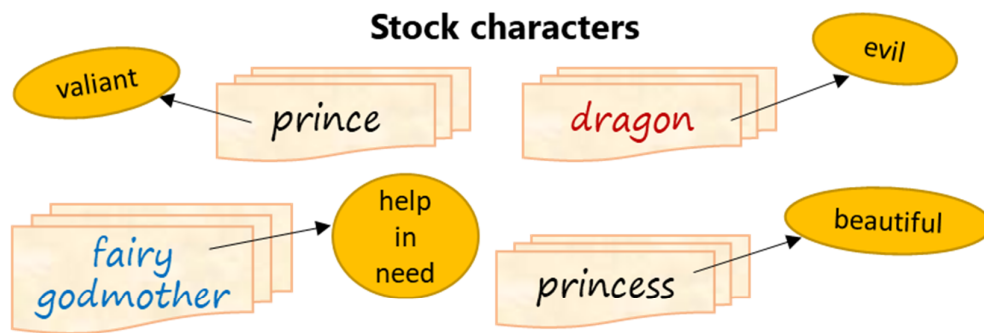


Character Construction

The beginner's set contains several **stock characters** that can be used as a starting point in character construction. They give a general **idea** of character traits and **features**.

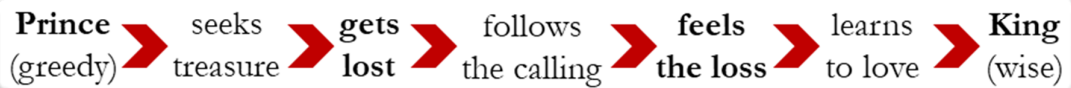


However, such a **portrait** is static and two-dimensional. In order to give a character **depth**, it must either have a weakness or lack something that creates a need to overcome this sense of incompleteness. Thus, the hero sets out on a journey of **growth** and development.

Example




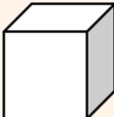
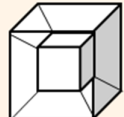
Our valiant **prince** is **greedy**. His insatiable desire for more wealth traps him in the underwater realm and he is **lost**. Will he learn what truly matters? In order to become a wise **king**, Curion must **experience loss** and discover true love.

Character arc (from Prince to King)



Each character's journey from initial limitations toward full development is summarized in the **character arc**. Although having a character arc is usually the privilege of the protagonist, character arcs can be drawn also for minor characters to create more depth and intrigue.

Character construction tools

Mathematical designation	point	line	plane	solid	tesseract
Symbolic image					
Dimension	0	1	2	3	4
Development stage	idea	feature	portrait	depth	growth

It might be useful to first sketch the characters of your story, using mathematical tools to construct a four-dimensional **model** of the character. The model below shows the transformation of a stock character into a new hero.

Character construction model

Horizontal features: strength

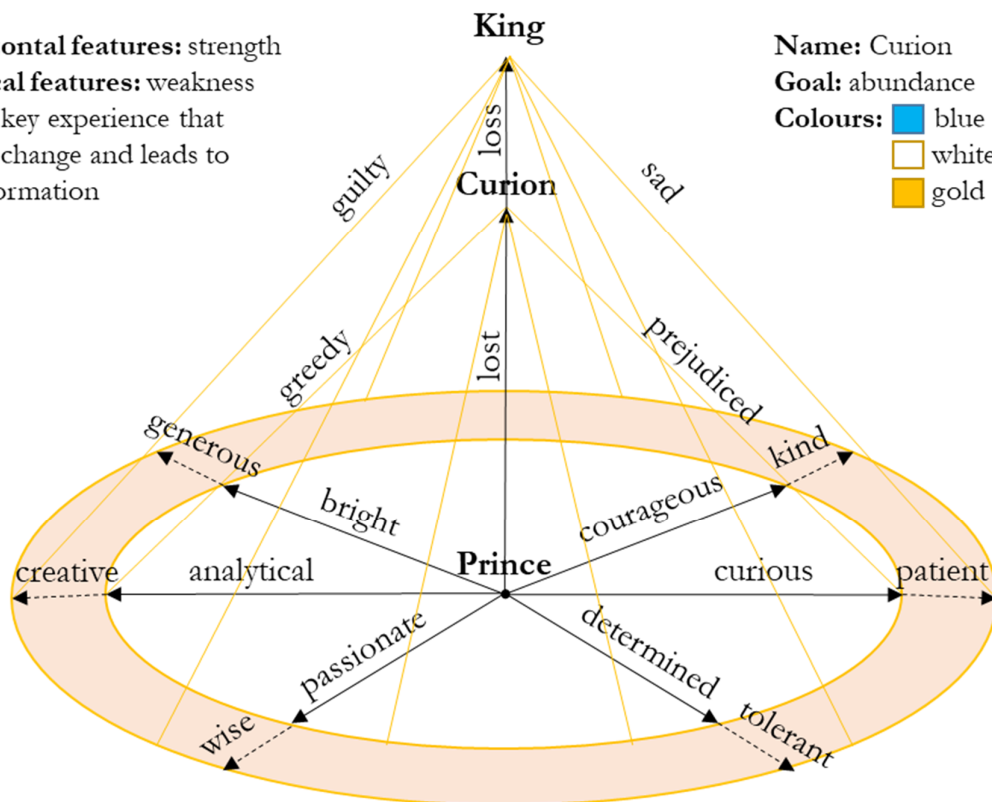
Vertical features: weakness

Core: key experience that drives change and leads to transformation

Name: Curion

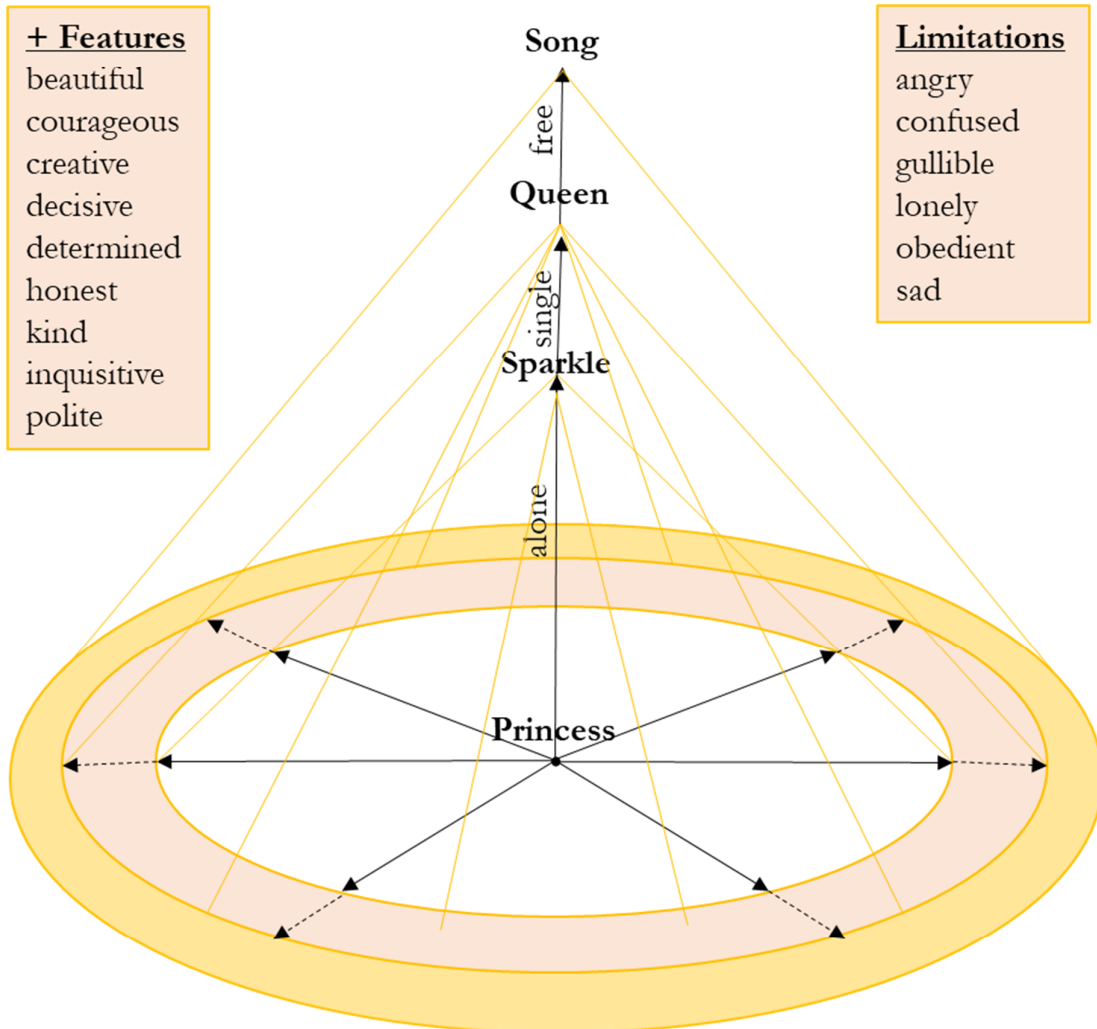
Goal: abundance

Colours:  blue
 white
 gold



Modelling a Character

Study the model and character arc below, then complete the construction of Sparkle's character by labelling her features and limitations.



Character arc (from Princess to Queen and Song)

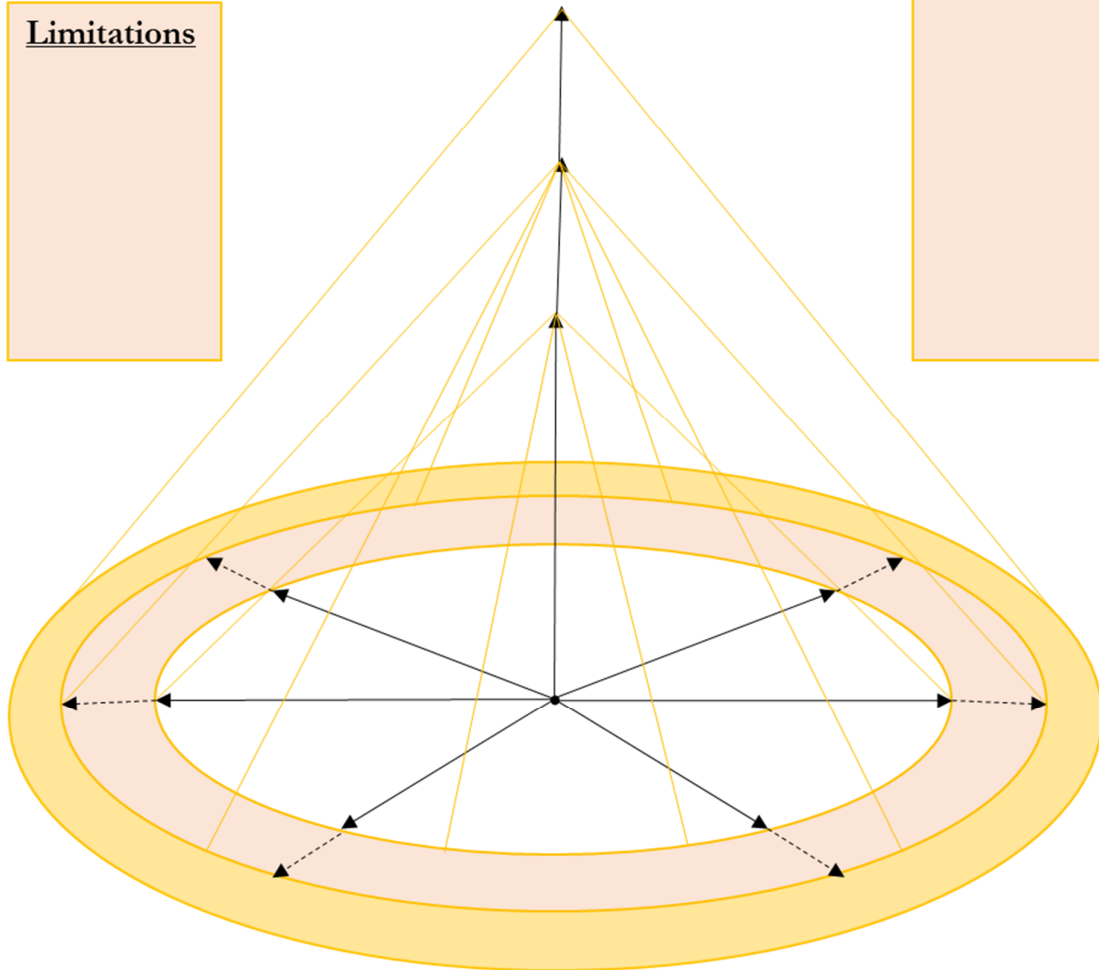
Princess (obedient) ➔ learns the arts ➔ **discovers** tears ➔ restores order ➔ **Queen** (single) ➔ finds the truth ➔ **Song** (free)

Now construct your own character and draw its character arc.

Name:

+ Features

Limitations



Character arc (from _____ to _____ and _____)

Goal:

Colours: